



International Journal of Environment and Climate Change

Volume 14, Issue 11, Page 60-70, 2024; Article no.IJECC.122529

ISSN: 2581-8627

(Past name: British Journal of Environment & Climate Change, Past ISSN: 2231-4784)

The Effect of the Use of a Novel Urease Inhibitor Coated Urea on the Greenhouse Gas Emissions and Ammonia Volatilization Losses from a Maize Field

**Helen Mary Rose ^{a*}, Niveta Jain ^{a++}, Om Kumar ^a,
Sethupathi Nedumaran ^a and Deepasri Mohan ^b**

^a *Division of Environment Science, ICAR-Indian Agricultural Research Institute, Pusa, New Delhi- 110012, India.*

^b *Department of Environmental Science, Sher-e-Kashmir University of Agricultural Sciences and Technology, Shalimar, Srinagar, Jammu and Kashmir- 190025, India.*

Authors' contributions

This work was carried out in collaboration among all authors. All authors read and approved the final manuscript.

Article Information

DOI: <https://doi.org/10.9734/ijecc/2024/v14i114528>

Open Peer Review History:

This journal follows the Advanced Open Peer Review policy. Identity of the Reviewers, Editor(s) and additional Reviewers, peer review comments, different versions of the manuscript, comments of the editors, etc are available here: <https://www.sdiarticle5.com/review-history/122529>

Original Research Article

Received: 07/08/2024

Accepted: 09/10/2024

Published: 22/10/2024

ABSTRACT

Nitrogen fertilizers are essential for enhancing agricultural productivity but are also major contributors to greenhouse gas (GHG) emissions and ammonia volatilization, which affect environmental sustainability. This study evaluated the effect of cashew nut shell liquid (CNSL)-

⁺⁺ *Principal Scientist;*

^{*} *Corresponding author: E-mail: helenmaryrose@gmail.com;*

Cite as: Rose, Helen Mary, Niveta Jain, Om Kumar, Sethupathi Nedumaran, and Deepasri Mohan. 2024. "The Effect of the Use of a Novel Urease Inhibitor Coated Urea on the Greenhouse Gas Emissions and Ammonia Volatilization Losses from a Maize Field". *International Journal of Environment and Climate Change* 14 (11):60-70. <https://doi.org/10.9734/ijecc/2024/v14i114528>.

coated urea on GHG emissions and ammonia losses from maize fields in the Indo-Gangetic Plains, known for excessive nitrogen fertilizer usage. A randomized block design was employed with four treatments: control (no nitrogen), prilled urea, neem-coated urea (NCU), and CNSL-coated urea (CCU). Gas samples were collected using the closed chamber method, and emissions of CO₂ and N₂O were analyzed via gas chromatography. Ammonia volatilization was measured using the forced air draft method. Results showed that the CCU treatment significantly reduced ammonia volatilization compared to prilled urea (15.84% reduction), with reductions of 9% to those observed with NCU. Moreover, CCU-treated plots exhibited reduced cumulative GHG and lower global warming potential (GWP) without compromising maize yields. Cumulative GHG emissions varied among the treatments in the order urea > CCU > NCU > Control. CCU treated plots exhibited a net GWP decrease of 8.59% compared to urea and an increase of 4.13% compared to NCU. These findings suggest that CNSL-coated urea can serve as an eco-friendly alternative to conventional urea, potentially mitigating environmental impacts associated with nitrogen fertilization. Further studies are recommended to assess the long-term efficacy of CNSL in various soil types and climatic conditions.

Keywords: *Urease inhibitor; cashew nut shell liquid; ammonia volatilization; greenhouse gas emissions; maize.*

1. INTRODUCTION

Nitrogen (N) is a crucial macronutrient required for plant growth and development, playing a vital role in various physiological processes such as photosynthesis, protein synthesis, and chlorophyll production. In the agricultural sector, nitrogen is commonly applied in the form of synthetic fertilizers or organic manures to supplement the natural nitrogen availability in the soil and optimize crop yields (Feng, 2022). In order to meet the demands of a growing population and increasing food production, the use of nitrogen fertilizers has become ubiquitous in modern agriculture (Penueles, 2023, Rob, 2017). However, the mismanagement or overuse of these fertilizers can lead to significant environmental concerns, such as water pollution, greenhouse gas emissions, and disruption of natural ecosystems (Manono, 2016). In 2019, the application of synthetic nitrogen (N) fertilizers contributed to 8.3% of the total emissions at the farm level. When nitrogen fertilizer is added to the soil, only a fraction is absorbed by the plants. A fraction of the nitrogen is utilized by soil microorganisms, which generate N₂O as a by-product of their metabolic processes. Additionally, a portion of the applied nitrogen may be lost through leaching or volatilization from the site of application. Soil microbial activity emit N₂O, a greenhouse gas (GHG) that has 298 times greater global warming potential than CO₂ over a period of 100 years. Implementing measures to decrease the amount of N₂O emissions per unit of N compound applied is a viable approach to mitigate the worldwide influence of N fertilizers on human-induced

greenhouse gas emissions. According to the FAO, the global consumption of synthetic nitrogen fertilizers is projected to rise by 50% from the 2012 level by the year 2050. Consequently, there will be a substantial rise in N₂O emissions from agricultural soils, posing a potential risk to the climate goal set by the Paris Agreement of limiting global warming to 1.5 °C or much below 2 °C above pre-industrial levels.

Synthetic nitrogen fertilizers are produced through energy-intensive industrial processes, often relying on fossil fuels, which contribute to the overall carbon footprint of agricultural production (Omara, 2019). In addition, the applied nitrogen is lost to the atmosphere as ammonia or nitrous oxide, or leaches into groundwater and surface water bodies, causing eutrophication and contamination of drinking water supplies (Lal, 2015). It is estimated that only around 10-50% of applied nitrogen is utilized by crops, with the remaining fraction being lost to the environment (Ikeda, 2014).

To address these environmental challenges, researchers have explored alternative strategies to improve nitrogen use efficiency and reduce the environmental impact of agricultural practices. One approach is the use of urease inhibitors or nitrification inhibitors, which can slow down the conversion of applied nitrogen into more mobile and reactive forms, thereby reducing losses (Lal, 2015). Several nitrification inhibitors have been evaluated for their potential to mitigate nitrous oxide emissions and nitrate leaching in different cropping systems. Some of them are synthetic in origin, like dicyandiamide (DCD) and 3,4-

dimethylpyrazole phosphate (DMPP), while others are derived from natural sources, such as neem extracts and pyrolysis products. Although the synthetic nitrification inhibitors are found to have significant impact on the nitrous oxide emissions, the long-term sustainability and environmental impacts of their use are still under investigation (Ikeda, 2014). The cost of production of these inhibitors is also high, limiting their widespread adoption in developing countries.

Urease is an enzyme that catalyses the hydrolysis of urea, converting it to ammonium. This rapid hydrolysis can lead to increased ammonia volatilization, which can result in significant nitrogen losses from agricultural systems. Researchers have explored various strategies to mitigate these losses, such as the use of urease inhibitors and the application of alternative nitrogen sources.

Urease inhibitors, such as N-(n-butyl) thiophosphoric triamide, have been shown to effectively reduce ammonia volatilization by slowing down the hydrolysis of urea. Plant-derived compounds have also been investigated as potential urease inhibitors, as they may offer a more environmentally friendly and sustainable solution. However, the identification of suitable and cost-effective candidates remains a challenge (Haque, 2021). Exploring natural sources of urease and nitrification inhibitors from plants could provide a more sustainable and cost-effective alternative to synthetic options, potentially reducing the environmental impact of nitrogen fertilizer use in agriculture.

Cashew Nut Shell Liquid (CNSL) is a versatile by-product of the cashew industry. The nut has a shell of about 1/8 inch thickness inside which is a soft honey comb structure containing a dark reddish brown viscous liquid. It is called cashew nut shell liquid, which is the pericarp fluid of the cashew nut. It is often considered as the better and cheaper material for unsaturated phenols.

CNSL has innumerable applications in polymer based industries such as friction linings, paints and varnishes, laminating resins, rubber compounding resins, cashew cements, polyurethane based polymers, surfactants, epoxy resins, foundry chemicals and intermediates for chemical industry (Kubo, 1999) found the urease inhibitory activity of anacardic acid and cardol, the major constituents of CNSL. Anacardic acid alone constitutes about 90% of the cashew nutshell liquid (CNSL), and the remaining part is

constituted by related compounds such as cardanol, cardol and 2-methyl cardol. It is a yellow liquid partially miscible in alcohol and ether but nearly immiscible in water. Chemically, anacardic acid is a mixture of several closely related organic compounds each consisting of a salicylic acid substituted with saturated or unsaturated alkyl chain that has 15–17 carbon. But its potential as a candidate for producing an enhanced efficiency fertilizer and the impact of its use on the ammonia volatilization as well as the greenhouse gas emissions have not been explored much in previous studies. Hence, the present study aims to produce a CNSL coated urea and evaluate its effects on GHG and ammonia volatilization losses from maize field in the Indo-Gangetic Plains, one of the regions of the country where excessive use of N fertilizer is prevalent.

Improving nitrogen use efficiency is crucial for both agricultural productivity and environmental sustainability. Strategies that can reduce ammonia volatilization losses, such as the use of enhanced-efficiency fertilizers and the optimization of application practices, are essential for minimizing the negative impacts of agriculture on the environment (Motavalli, 2008, Fiorentino, 2018).

2. MATERIALS AND METHODS

2.1 Experimental Site and Soil

A field experiment was carried out in 2020-21, where maize was grown during the Kharif season of 2020 and 2021. The study took place at the experimental farm of the Indian Agricultural Research Institute, located in New Delhi, India. The site is situated in the Indo-Gangetic alluvial tract at coordinates 28°40'N and 77°12'E, with an elevation of 228 m above mean sea level (Fig. 1). The region has a subtropical, semi-arid climate. The region experiences a yearly precipitation of 750mm, with around 80% of it occurring between June and September. The average maximum and minimum temperatures recorded from July to October range from 35 to 18°C. The soil at the experimental site was a Typic Ustochrept, composed of loam, with a texture consisting of 46% sand, 33% silt, and 21% clay. It had a bulk density of 1.38 g cm⁻³, a pH of 8.2 (measured using a 1:2 soil to water ratio), an electrical conductivity of 0.45 dS m⁻¹, a cation exchange capacity (CEC) of 7.4 Cmol (p⁺) kg⁻¹, and contained 4.5 g kg⁻¹ of organic carbon, 0.30 g kg⁻¹ of total nitrogen, 0.007 g kg⁻¹ of Olsen phosphorus, and 0.13 g kg⁻¹ of potassium extractable with ammonium acetate.

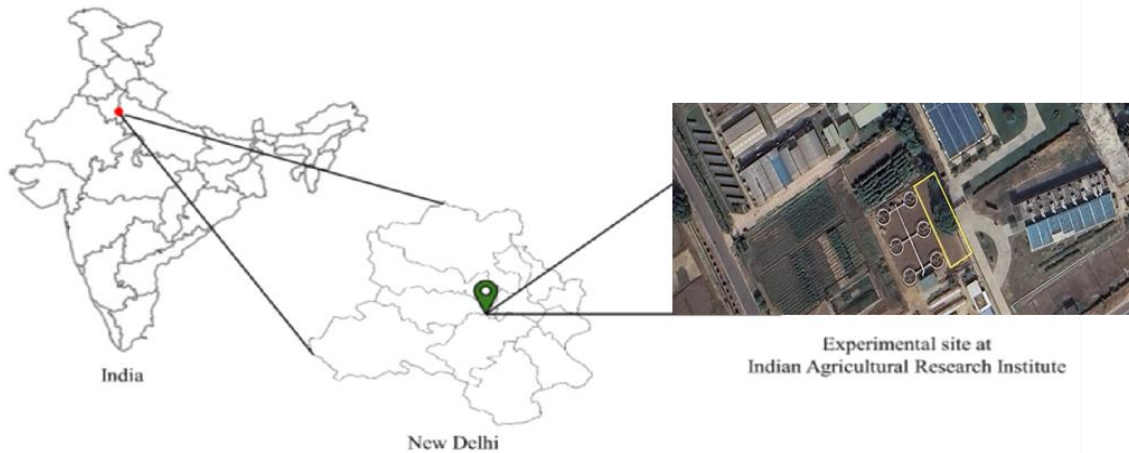


Fig. 1. Map of the study area

2.2 Preparation of Cashew Nut Shell Liquid Coated Urea

The cashew nut shell liquid for coating was procured from the market. The concentration of CNSL to be used for coating and the methodology for coating was standardized after conducting a series of lab experiments. To prepare CNSL coated urea for field application, 0.2% Cashew Nut Shell Liquid (CNSL) by weight was dissolved in about 20ml of ethanol and added to 1kg of prilled urea in a Schott bottle. The bottle was vigorously shaken to mix and the contents were spread on to a tray in order to evaporate the solvent. The prepared fertilizer was stored in air tight bags until further use in the field.

2.3 Crop Management and Treatments

The maize crop was sown on 9th July in the first year and 27th June in the second year. The crop variety used was Pusa Jawahar Hybrid Maize- 1. The seeds were sown with a row-row spacing of 30cm and plant-plant spacing of 20cm. The experimental design was Randomized Block design. The experiment included 4 treatments with five replications in plots of 4 m long and 3m wide (Table 1). The nitrogen fertilizers were applied at the rate of 150 kg N ha⁻¹, in 3 splits. 50% of total N was applied at knee height, 25% at tasselling and 25% at grain filling stage. Phosphorus (60kg P ha⁻¹) and Potassium (40 kg K ha⁻¹) fertilizers were applied as basal dose through Single superphosphate and Muriate of potash respectively. The crop was irrigated before sowing as well as a day before fertilizer application, when the rainfall was not sufficient to maintain a soil moisture of 50 % field capacity.

2.4 Collection and Analysis of Gas Samples

Collection of gas samples was carried out by the closed chamber technique (Hutchinson, 1981, Pathak, 2002). Gas sampling was done on every day for a week after fertilizer application, alternate days in the week after and twice a week afterwards. Concentrations of CO₂ and N₂O in the gas samples were estimated by Gas Chromatograph (Agilent GC7890A Agilent, Germany) fitted with a micro electron capture detector (μ ECD) and Flame Ionization Detector (FID) and 6' x 1/8" stainless steel column (Porapak N). Column, injector, and detector temperatures were 50 °C, 120 °C, and 320 °C, respectively. Carrier gas was N₂ with a flow rate of 14 ml min⁻¹. The ammonia volatilization losses were estimated by the forced air draft method (Stumpe, 1984). The ammonia was trapped in a solution of 0.5% boric acid with mixed indicator. The solution was back titrated with 0.02N sulphuric acid to determine the amount of ammonia volatilized. The measurement of ammonia volatilization was carried out on every day after fertilizer application for one week, after which the emissions were at lower values, undetectable by the current method.

2.4.1 Emission of greenhouse gases from soil

Estimation of total CO₂ and N₂O emissions during the crop season was done by successive linear interpolation of average emissions on the sampling days assuming that the emissions followed a linear trend during the periods when no sample was taken [Majumdar, 2000].

Table 1. Details of treatments used in the study

Treatment No.	Treatment details	Abbreviation	No. of replications
1	No nitrogen- Control	Control	5
2	Recommended dose of nitrogen (RDN) from Prilled Urea	U	
3	RDN from Neem Coated Urea	NCU	
4	RDN from CNSL Coated Urea	CCU	

2.5 Soil Analysis

Soil sampling was done at the beginning of each crop season to estimate the physico-chemical properties. Soil samples from the 0–15 cm soil layer in 3 locations in each plot were collected using a core sampler. The entire volume of soil was weighed and mixed thoroughly and a subsample was taken to determine dry weight. The fresh soil was air-dried for 7 days, sieved through a 2 mm screen, mixed, and stored in sealed plastic jars for analyses. Representative subsamples were drawn to determine physico-chemical properties using standard procedures (Page, 1982).

2.6 Estimation of Yields of Maize

Maize yield was determined from the total plot area by harvesting all the cobs excluding the cobs bordering the plot. The grains were separated from the cob, dried, and weighed. Grain moisture was determined immediately after weighing and subsamples were dried in an oven at 65 °C for 48 hours.

2.7 Calculation of Global Warming Potential (GWP) and Greenhouse Gas Intensity (GHGI)

The GWP for all treatments in both seasons was calculated using the following formula (IPCC, 2007):

$$\text{Net CO}_2 \text{ eq. emission (GWP) (kg CO}_2 \text{ eq. ha}^{-1}) = \{\text{CO}_2 \text{ (kg ha}^{-1}) \times 1\} + \{\text{N}_2\text{O (kg ha}^{-1}) \times 298\}$$

The GHGI was calculated by dividing the GWP for each treatment by the respective grain yield in kg ha⁻¹.

2.8 Data Analysis

Statistical analyses of the data were performed using SPSS (version 14), developed IBM

statistics. Analysis of variance was carried out to test whether the differences between means were statistically significant. Unless indicated otherwise, differences were considered only when significant at $P=0.05$. Tukey's HSD was used to differentiate between the treatment effects.

3. RESULTS AND DISCUSSION

3.1 Temporal Trend in Nitrous Oxide Emission

After each fertilizer application, there was a sharp increase in emissions, followed by a gradual decline until the next application. Significant peaks in N₂O emissions aligned closely with fertilizer application dates, indicating that fertilizer application is a major driver of N₂O emissions (Fig. 2 (a) and (b)). Initially, all treatments showed relatively low levels of N₂O emissions. After every dose of N application, N₂O flux increased due to availability of substrate for nitrification. Denitrification might have taken place in some anaerobic microsites in the soil, resulting in N₂O flux (Arah, 1989). This may occur when O₂ diffusion is impeded by water, either at the centres of soil aggregates (Smith, 1980) or in saturated regions within a structureless soil (Arah, 1988) or where the local O₂ demand is exceptionally high (Parkin, 1987). But, the chances of appreciable N₂O production through denitrification was limited due to high O₂ concentration, which is toxic to denitrifiers. Substantial increase in N₂O fluxes was observed after the applications of irrigation, which enhanced activities of nitrifiers and denitrifiers in soil.

As expected, the control treatment showed the lowest N₂O emissions throughout the period. Urea-treated plots showed higher N₂O emissions compared to the control. NCU treatment showed moderate emissions, generally lower than Urea

but higher than the control. The emissions peaked following fertilizer application but are less pronounced than with Urea. CCU treatment exhibited a similar trend to NCU but with slightly higher emissions. Urea (U) showed the highest peaks in N₂O emissions, suggesting that it may be more prone to volatilization and nitrification-denitrification processes, leading to higher N₂O emissions. Coated urea treatments (NCU and CCU) tend to have moderated peaks, likely due to the controlled release of nitrogen, which helps in reducing the immediate availability of nitrogen for microbial processes that produce N₂O.

3.2 Temporal Trend in Carbon Dioxide Emission

The carbon dioxide emissions from the maize field in both seasons did not show any pronounced trend (Fig. 2 (c) and (d)). During

most part of the crop season, the CO₂ emissions from urea and CCU remained higher than the rest of the treatments, owing to the availability of more substrate for microbial respiration. The peaks in CO₂ emissions in all treatments corresponded with the fluctuations in soil moisture, as moisture is one of the influencing factors for microbial respiration (Manono, 2016, Wang, 2014) reported that soil moisture plays an integral role in determining CO₂ emissions; a prolonged period with deficient or excess water in the soil can cause soil CO₂ emission rates to fall. It has also been reported that soil temperature is the main factor driving variation in soil CO₂ emission rates (Wang, 2019). Since maize is cultivated during the rainy season, corresponding with fluctuations in soil moisture and temperature in response to rainfall events, it is one of the major reasons for the undulating trend in CO₂ emissions.

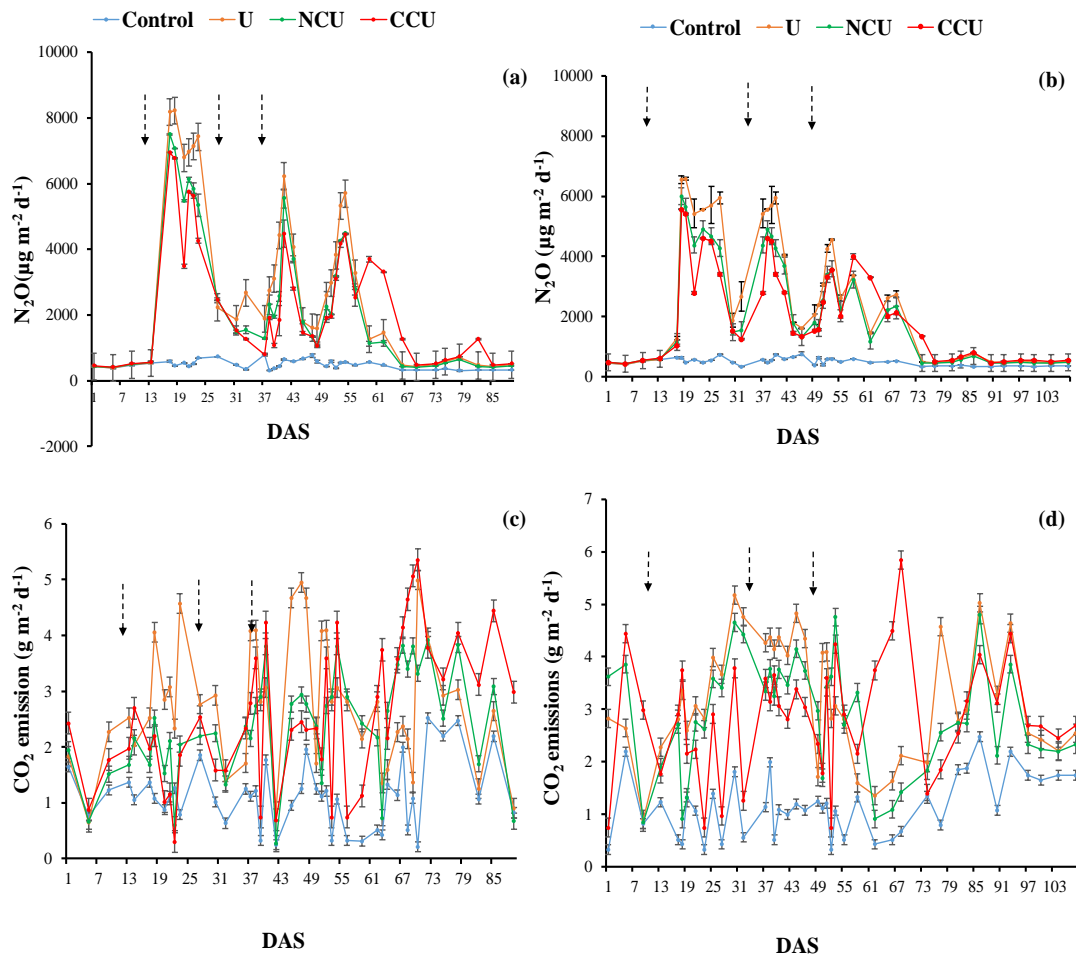


Fig. 2. Temporal trend in the emission of greenhouse gases from maize field under various N treatments (a) N₂O (season I) (b) N₂O (season II) (c) CO₂ (season I) (d) CO₂ (season II)

3.3 Temporal Trend in Ammonia Emission

In first season (2020), ammonia volatilization in the urea treatment shows there is a sharp increase in ammonia volatilization shortly after the application of fertilizer, followed by a gradual decline over time (Fig. 3 (a)). The peak volatilization occurs shortly after fertilizer application. This is because the applied urea undergoes hydrolysis within the first 3-4 days after fertilizer application. NCU treatment results a delayed peak in volatilization compared to Urea. The peak is lower than that observed with Urea, indicating better retention of nitrogen. Similar to NCU, the CCU treatment shows a delayed and lower peak in ammonia volatilization. The trend is smoother, with less fluctuation compared to Urea and NCU during the first season.

The volatilization trend in the second season for Urea mirrors that of the first season, with a sharp increase post-application followed by a gradual decline (Fig. 3 (b)). However, the overall peak appears slightly lower than in the first season. The NCU treatment in the second season also shows a delayed peak in volatilization, which is again lower than Urea, and the trend is smoother compared to the first season. In the second season, CCU continues to demonstrate the lowest and most stable ammonia volatilization trend among the fertilized treatments, with a smooth and delayed peak similar to the first season. The lowering of ammonia emissions from CCU is an indication of its urease inhibitory

activity. The inhibition of soil urease leads to an increase in the duration of complete hydrolysis of urea, delaying all the further transformation processes like ammonia oxidation, nitrification and denitrification. This results in the smoother curve of the CCU treatments.

The general trend for all treatments in the second season shows slightly lower peak ammonia volatilization levels compared to the first season. This is because there was more rainfall during the second season, which caused less volatilization and more leaching losses (Bouwmeester, 1985, Klimczyk, 2021) have observed that the occurrence of heavy rainfall immediately after urea application reduces ammonia volatilization. To reduce NH_3 volatilization from Urea, it is essential to apply the fertilizer when soil and air temperatures are cool, the soil surface is moderately dry, or when rain occurs soon after application. Rain helps in incorporating the fertilizer into the soil shortly after application and can also significantly reduce or prevent NH_3 volatilization (Das, 2024, Jjananee, 2024).

The NCU and CCU treatments demonstrate more stability with smoother and lower peaks across both seasons compared to Urea, with CCU consistently showing the lowest peaks. This result highlights the benefits of using Neem Oil Coated Urea and Cashew Nut Shell Liquid Coated Urea over conventional Urea, as these treatments reduce ammonia volatilization, improving nitrogen use efficiency in maize cultivation.

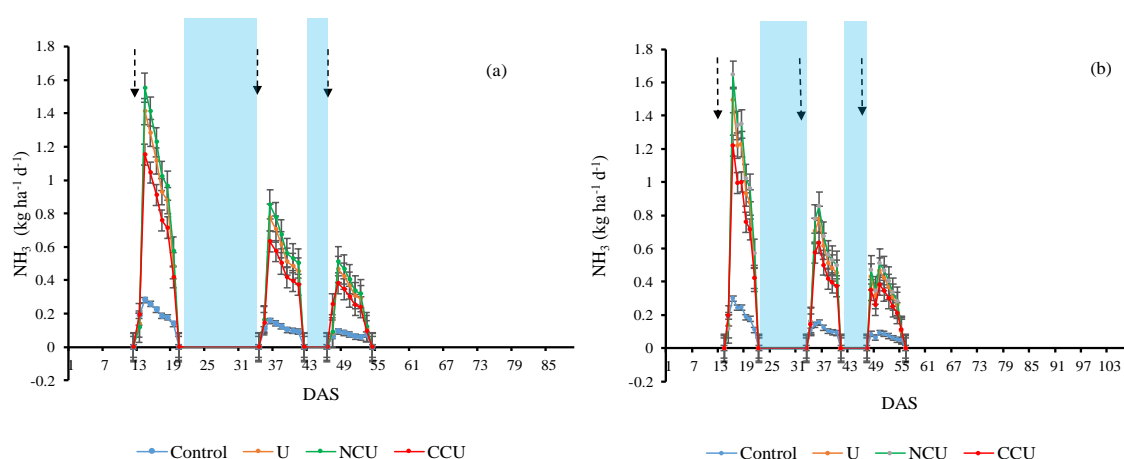


Fig. 3. Ammonia volatilization from maize (a) first season and (b) second season under different nitrogen fertilizer treatments. The vertical arrows depict the dates of fertilizer application. The blue shaded areas indicate the time period where ammonia volatilization was below the limits of detection

3.4 Cumulative Ammonia Emissions

In first season, Urea showed the highest cumulative ammonia emissions among all treatments (Fig. 4). NCU resulted in significantly lower cumulative ammonia emissions compared to Urea, showing its effectiveness in reducing ammonia losses. CCU also showed lower emissions than Urea, similar to NCU, indicating a significant reduction compared to Urea and NCU.

Coming to second season, the Urea treatment continued to exhibit the highest emissions, though slightly lower than in the first season. It was still significantly higher than the other treatments. NCU showed a similar trend as in the first season, with emissions lower than Urea but higher than CCU. In the second season, CCU showed the lowest emissions among the fertilized treatments, slightly lower than in the first season.

The Urea treatment consistently resulted in the highest cumulative ammonia emissions in both seasons, although there was a slight decrease from 2020 to 2021. Both NCU and CCU were effective in reducing cumulative ammonia emissions compared to Urea. However, CCU consistently outperformed NCU, resulting in the lowest emissions among the treated groups in both seasons. This interpretation highlights the advantage of using Neem Oil Coated Urea and Cashew Nut Shell Liquid Coated Urea over conventional Urea. Both treatments significantly reduce ammonia emissions, with CCU showing the best performance across both seasons

(Jjananee, 2024) have reported that neem coated urea is effective in reducing ammonia volatilization losses from crop fields. Anacardic acid has been shown to form lipophilic metal derivatives with an unusually high degree of selectivity. Synthesis of linear, lipophilic metal derivatives with a high degree of selectivity (particularly to the important transition metal ions, Fe^{2+} and Cu^{2+} , and, to a lesser extent, Zn^{2+}) may explain the wide spectrum of biological activity for anacardic acid as a inhibitor of metal-dependent enzymes. It can bind to the nickel ions present in soil urease enzyme, thereby inhibiting it. Pharmacological studies involving anacardic acid have shown complete urease inhibition at a concentration of 0.12mg/ml (Chen, 2023).

Both cumulative CO_2 and N_2O emissions exhibited significant variation among the treatments in both seasons, as depicted in Table 2. The plots fertilized with prilled urea showed the highest CO_2 and N_2O emissions, and consequently the highest GWP. Both NCU and CCU emitted significantly lower levels of CO_2 and N_2O in both seasons compared to urea. There was no significant difference between NCU and CCU in their cumulative N_2O emissions in both years. On an average, NCU plots emitted 11.39% less CO_2 and 16.47% less N_2O when compared to urea, amounting to a net GWP decrease of 12.37%. CCU treated plots exhibited a net GWP decrease of 8.59% compared to urea and an increase of 4.13% compared to NCU. The increased GWP was mostly due to the increased CO_2 emissions.

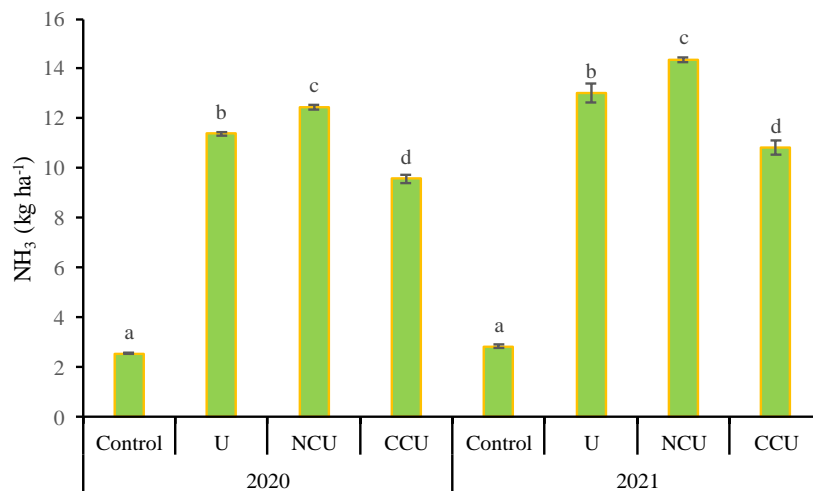


Fig. 4. Cumulative ammonia emissions in two seasons of Maize under different N fertilizer treatments. The same letters over the bars indicate that the two values are not significantly different

Table 2. Cumulative greenhouse gas emissions, GWP and GHGI

Treatment	CO ₂ emission (kg ha ⁻¹)	N ₂ O emission (kg ha ⁻¹)	GWP (kg CO ₂ eq. ha ⁻¹)	Yield (kg ha ⁻¹)	GHGI (kg CO ₂ eq. kg ⁻¹ yield)
Season I					
C	1068.78±12.39 ^a	0.361±0.0009 ^a	1176.4±12.28 ^a	2983.29±122.67 ^a	0.397±0.016 ^a
U	2312.33±9.14 ^b	1.942±0.0240 ^b	2890.9±9.51 ^b	6680.57±94.26 ^b	0.433±0.006 ^a
NCU	2026.32±9.61 ^c	1.615±0.0149 ^c	2507.5±11.88 ^c	7311.50±84.08 ^c	0.343±0.003 ^b
CCU	2219.66±16.96 ^d	1.661±0.0140 ^c	2714.6±15.94 ^d	6833.63±87.86 ^b	0.398±0.006 ^a
HSD	50.31	0.064	51.08	0.398	0.038
(P=0.05)					
Season II					
C	1095.00±7.50 ^a	0.513±0.0001 ^a	1247.9±7.51 ^a	2853.57±96.83 ^a	0.439±0.014 ^a
U	2852.20±11.27 ^b	2.246±0.0207 ^b	3521.4±10.86 ^b	5213.92±85.28 ^b	0.676±0.011 ^b
NCU	2549.50±27.55 ^c	1.884±0.0189 ^c	3111.0±26.17 ^c	5415.91±74.06 ^b	0.575±0.012 ^c
CCU	2592.03±25.96 ^c	1.859±0.0108 ^c	3146.1±27.16 ^c	5466.17±34.23 ^b	0.576±0.007 ^c
HSD	81.40	0.061	80.92	0.309	0.046
(P=0.05)					

In the first season, NCU had significantly higher grain yield than the other treatments, while CCU treatment gave yields slightly higher than that of urea, but both yields were statistically similar. The possible reason for yield enhancement might be due to continuous and steady supply of N into the soil by coated fertilizers to meet the required nutrient for physiological processes, which in turn improved grain yield (Reddy, 2016).

Interestingly, in the second season, the yields of the three N fertilizer treatments were not significantly different. This may be attributed to the increased rainfall and associated N losses in the second season. GHGI was lower in the case of CCU as well as NCU compared to urea in both seasons, owing to their significantly lower GHG emissions. This proves the efficacy of CCU as a controlled release N fertilizer that can reduce N losses from agricultural soils and improve the application efficiency of N fertilizers by reducing ammonia volatilization losses. That said, since anacardic acid is more selective towards Fe²⁺, Cu²⁺ and Zn²⁺ when compared to Ni²⁺, CNSL coated urea may not be suitable for acidic soils with a predominance of Fe²⁺ ions. The suitability of this urease inhibitor in different soil types and agroclimatic zones needs to be evaluated with further studies.

4. CONCLUSION

The findings from this study demonstrate the significant potential of Cashew Nut Shell Liquid (CNSL) Coated Urea (CCU) and Neem Coated Urea (NCU) to improve nitrogen use efficiency in maize cultivation, thereby reducing

greenhouse gas emissions and ammonia volatilization. These results are highly relevant to sustainable agriculture, particularly in regions where nitrogen losses are prevalent due to excessive fertilizer use. By reducing these losses, CCU and NCU offer an effective strategy for mitigating the environmental impacts associated with conventional urea fertilizers. Future research can explore the applicability of these coated fertilizers across different soil types and agro-climatic conditions to further optimize nitrogen efficiency and minimize environmental degradation. Additionally, long-term studies are needed to assess their economic feasibility and environmental impact at a broader scale.

DISCLAIMER (ARTIFICIAL INTELLIGENCE)

Author(s) hereby declare that NO generative AI technologies such as Large Language Models (ChatGPT, COPILOT, etc) and text-to-image generators have been used during writing or editing of this manuscript.

COMPETING INTERESTS

Authors have declared that no competing interests exist.

REFERENCES

- Arah, J. R. (1988). Modelling denitrification in aggregated and structureless soils. In *Nitrogen Efficiency in Agricultural Soils* (pp. 433-444).
- Arah, J. R., & Smith, K. A. (1989). Steady-state denitrification in aggregated soils: A

- mathematical model. *Journal of Soil Science*, 40(1), 139-149.
- Bouwmeester, R. J., Vick, P. L. G., & Stumpe, J. M. (1985). Effect of environmental factors on ammonia volatilization from urea-fertilized soil. *Soil Science Society of America Journal*, 49, 376-380.
- Chen, Y. Y., Li, N. Y., Guo, X., Huang, H. J., Garcia-Oliveira, P., Sun, J. Y., Zhang, J. D., Prieto, M. A., Guo, Z. Q., & Liu, C. (2023). The nutritional and bio-active constituents, functional activities, and industrial applications of cashew (*Anacardium occidentale*): A review. *Food Frontiers*, 4(4), 1606-1621.
- Das, S., Mohapatra, A., Sahu, K., Panday, D., Ghimire, D., & Maharjan, B. (2024). Nitrogen dynamics as a function of soil types, compaction, and moisture. *PLOS ONE*, 19(4), e0301296.
- Feng, S., Xu, W., Cheng, M., Ma, Y., Wu, L., Kang, J., Wang, K., Tang, A., Collett Jr, J. L., Fang, Y., & Goulding, K. (2022). Overlooked nonagricultural and wintertime agricultural NH₃ emissions in Quzhou County, North China Plain: Evidence from 15N-stable isotopes. *Environmental Science & Technology Letters*, 9(2), 127-133.
- Fiorentino, N., Ventorino, V., Woo, S. L., Pepe, O., De Rosa, A., Gioia, L., Romano, I., Lombardi, N., Napolitano, M., Colla, G., & Roupheal, Y. (2018). *Trichoderma*-based biostimulants modulate rhizosphere microbial populations and improve N uptake efficiency, yield, and nutritional quality of leafy vegetables. *Frontiers in Plant Science*, 9, 743.
- Haque, M. A., Sakimin, S. Z., Ding, P., Jaafar, N. M., Yusop, M. K., & Sarker, B. C. (2021). Foliar urea with N-(n-butyl) thiophosphoric triamide for sustainable yield and quality of pineapple in a controlled environment. *Sustainability*, 13(12), 6880.
- Hutchinson, G. L., & Mosier, A. R. (1981). Improved soil cover method for field measurement of nitrous oxide fluxes. *Soil Science Society of America Journal*, 45(2), 311-316.
- Ikeda, S., Suzuki, K., Kawahara, M., Noshiro, M., & Takahashi, N. (2014). An assessment of urea-formaldehyde fertilizer on the diversity of bacterial communities in onion and sugar beet. *Microbes and Environments*, 29(2), 231-234.
- IPCC. (2007). *Climate change 2007: Impacts, adaptation and vulnerability*. Contribution of Working Group II to the Fourth Assessment Report of the Intergovernmental Panel on Climate Change (M. L. Parry, O. F. Canziani, J. P. Palutikof, P. J. van der Linden, & C. E. Hanson, Eds.). Cambridge University Press.
- Jjananee, G., Shetty, P., Thapa, R., & Gururaj, C. (2024). Sustainable agriculture boost: Neem coated urea-nurturing crops, preserving soil, and reducing environmental impact. *Engineering and Sustainable Development*, 79.
- Klimczyk, M., Siczek, A., & Schimmelpfennig, L. (2021). Improving the efficiency of urea-based fertilization leading to reduction in ammonia emission. *Science of the Total Environment*, 771, 145483.
- Kubo, J., Lee, J. R., & Kubo, I. (1999). Anti-*Helicobacter pylori* agents from the cashew apple. *Journal of Agricultural and Food Chemistry*, 47(2), 533-537.
- Lal, R. (2015). World water resources and achieving water security. *Agronomy Journal*, 107(4), 1526-1532.
- Majumdar, D., Kumar, S., Pathak, H., Jain, M. C., & Kumar, U. (2000). Reducing nitrous oxide emission from an irrigated rice field of North India with nitrification inhibitors. *Agriculture, Ecosystems & Environment*, 81(3), 163-179.
- Manono, B. O. (2016). Carbon dioxide, nitrous oxide and methane emissions from the Waimate District (New Zealand) pasture soils as influenced by irrigation, effluent dispersal and earthworms. *Cogent Environmental Science*, 2(1), 1256564.
- Motavalli, P. P., Goyne, K. W., & Udawatta, R. P. (2008). Environmental impacts of enhanced-efficiency nitrogen fertilizers. *Crop Management*, 7(1), 1-5.
- Omara, P., Aula, L., Oyebiyi, F., & Raun, W. R. (2019). World cereal nitrogen use efficiency trends: Review and current knowledge. *Agrosystems, Geosciences & Environment*, 2(1), 1-8.
- Page, A. L., Miller, R. H., & Keeney, D. R. (1982). *Methods of soil analysis*. American Society of Agronomy, Inc.
- Parkin, T. B. (1987). Soil microsites as a source of denitrification variability. *Soil Science Society of America Journal*, 51(5), 1194-1199.
- Pathak, H., Bhatia, A., Prasad, S., Singh, S., Kumar, S., Jain, M. C., & Kumar, U. (2002). Emission of nitrous oxide from rice-wheat systems of Indo-Gangetic plains of

- India. *Environmental Monitoring and Assessment*, 77, 163-178.
- Peñuelas, J., Coello, F., & Sardans, J. (2023). A better use of fertilizers is needed for global food security and environmental sustainability. *Agriculture & Food Security*, 12(1), 1-9.
- Reddy, S. R. (2016). *Agronomy of field crops*. Kalyani Publishers.
- Rob, V., Giovanni, B. L., Kostas, S., Boyd, H., Aysen, T., Martin, P., & Mulu, K. (2017). *The future of food and agriculture* (Doctoral dissertation, Food and Agriculture Organization of the United Nations (FAO)).
- Smith, K. A. (1980). A model of the extent of anaerobic zones in aggregated soils, and its potential application to estimates of denitrification. *Journal of Soil Science*, 31, 263-277.
- Stumpe, J. M., Vlek, P. L., & Lindsay, W. L. (1984). Ammonia volatilization from urea and urea phosphates in calcareous soils. *Soil Science Society of America Journal*, 48(4), 921-927.
- Wang, W., Akhtar, K., Ren, G., Yang, G., Feng, Y., & Yuan, L. (2019). Impact of straw management on seasonal soil carbon dioxide emissions, soil water content, and temperature in a semi-arid region of China. *Science of the Total Environment*, 652, 471-482.
- Wang, Z., Li, Y., Chang, S. X., Zhang, J., Jiang, P., Zhou, G., & Shen, Z. (2014). Contrasting effects of bamboo leaf and its biochar on soil CO₂ efflux and labile organic carbon in an intensively managed Chinese chestnut plantation. *Biology and Fertility of Soils*, 50, 1109-1119.

Disclaimer/Publisher's Note: The statements, opinions and data contained in all publications are solely those of the individual author(s) and contributor(s) and not of the publisher and/or the editor(s). This publisher and/or the editor(s) disclaim responsibility for any injury to people or property resulting from any ideas, methods, instructions or products referred to in the content.

© Copyright (2024): Author(s). The licensee is the journal publisher. This is an Open Access article distributed under the terms of the Creative Commons Attribution License (<http://creativecommons.org/licenses/by/4.0>), which permits unrestricted use, distribution, and reproduction in any medium, provided the original work is properly cited.

Peer-review history:
The peer review history for this paper can be accessed here:
<https://www.sdiarticle5.com/review-history/122529>