



The Effect of Different Genres of Music on Blood Pressure among Different Age Groups

Pavithra Sekhar ^a, A. Jothi Priya ^{b*} and R. Gayatri Devi ^{b[≡]}

^a Saveetha Dental College, Saveetha Institute of Medical and Technical Sciences, Chennai, Tamil Nadu, India.

^b Department of Physiology, Saveetha Dental College, Saveetha Institute of Medical and Technical Sciences, Saveetha University, Chennai, Tamil Nadu, India.

Authors' contributions

This work was carried out in collaboration among all authors. Author PS Literature collection, framing the manuscript. Author AJP Statistics approval, approval of manuscript. Author RGD Final approval of manuscript. All authors read and approved the final manuscript.

Article Information

DOI: 10.9734/JPRI/2022/v34i26B35985

Open Peer Review History:

This journal follows the Advanced Open Peer Review policy. Identity of the Reviewers, Editor(s) and additional Reviewers, peer review comments, different versions of the manuscript, comments of the editors, etc are available here: <https://www.sdiarticle5.com/review-history/78820>

Original Research Article

Received 15 January 2022

Accepted 23 March 2022

Published 23 March 2022

ABSTRACT

Many people listen to music during their day to day activities. Music is a combination of frequency, beat, density, tone, rhythm, repetition, loudness and lyrics. When we listen to fast beat music we get excited and slow beat music makes us to relax. There are different genres of music like rock, hip hop, pop, classical, country, fuzzy and these types of music has effect on blood pressure. The aim of the study is to know whether different types of music has effect on blood pressure or not. For this a cross sectional survey was conducted. This survey consisted of a self structured questionnaire. The sample size used for the study is 101. This standard questionnaire has been prepared and uploaded in google forms and circulated among the population, all the data were collected and the data has been analysed by using chi square analysis using the software IBM SPSS. The aim of the study is to evaluate the effect of different genres of music on blood pressure among the different age groups.

Keywords: Blood pressure; Music; stress; anxiety; music therapy.

[≡] Assistant Professor;

*Corresponding author: E-mail: jothipriya.sdc@saveetha.com, a.jothipriya88@gmail.com;

1. INTRODUCTION

Today it is common to find people listening to music during many day to day activities. The reason for listening to music and the type of music varies with personal preference. Generally when we listen to fast beat music we get excited and slow beat music makes us relax. Music alters the mood and behaviour thereby induces changes in human emotions, that's why it is used as a therapeutic agent in the medical field [1,2]. Music can be used to reduce anxiety and stress in patients after surgery [3,4]. The relaxing effects of music have been culturally accepted for centuries, despite this music not given much attention in formal medical settings, where patients experience heightened levels of anxiety. Anxiety doesn't cause chronic hypertension, it can lead to acute elevations in blood pressure as may be noted with patients in a variety of medical fields [5,6]. Emotions induced by music such as pleasure or happiness have been widely investigated in brain imaging studies and psychological studies [7,8].

There are western and eastern classical music systems which have a positive effect on the human body, rock, pop, jazz, rap, disco and other varieties of fast and high-beat music are found to have detrimental effects on health and blood pressure [9,10]. Listening to fast music increases blood pressure whereas listening to slower music can decrease blood pressure. A recent meta analysis of studies conducted in diverse clinical settings demonstrated that music interventions lead to significant reduction of systolic blood pressure (SBP), diastolic blood pressure (DBP) [11,12]. Music therapy is known to be effective for hypertensive patients and also it is beneficial to pregnant women and old aged people [13,14].

Music can reduce the blood pressure depending on the temperature also. Music also has effect on brain, it improves brain health and function in many ways [15]. Music has long been used as an alternative method of treatment to relieve patients from anxiety symptoms. Music therapy, or just listening to music can be good for the heart [13,16].

Listening to Indian classical music for about 22 minutes significantly can reduce systolic and diastolic blood pressure [11,17]. In this we are

going to see different types of music like rock, hip hop, rap, country, jazzy and see the blood pressure whether it increases or decreases [18,19]. Music has been used as an effective stress management tool for certain diseases. Music therapy is known to be effective for hypertensive and pre-hypertensive adults [20,1]. In this study we are going to know whether music has any effect on blood pressure or not. The aim of this study is to know the clinical aspects behind the different genres of music on blood pressure.

2. MATERIALS AND METHODS

A cross-sectional survey was conducted among the adolescent population with a sample size of 102. A self administered structured questionnaire was prepared by the help of Google form. Consisted of 15 questions. It was circulated to participants through an online platform (google form). The statistics were done using SPSS software, chi-square test was used to check the association and P value of 0.05 was said to be statistically significant. The pros of the survey are that the participants of all age groups were able to participate. Simple random sampling method was the sampling method used to minimize the sampling bias. The inclusion criteria for this study is participants from different age groups and the exclusion criteria is children's below 10 yrs and persons above 80 yrs.

3. RESULTS AND DISCUSSION

This current study results reveals 99.01% of participants have said music has an effect on blood pressure (Fig. 1). 98.02% of participants have said that rock music increases blood pressure (Fig. 2). 98.02% of participants have said that classical music has a role in blood pressure (Figure 3). 96.04% of participants have said that there is an effect of hearing loud music (Fig. 4). 92.08% of participants have said that music has an effect on the [21] brain (Fig. 5). 69.00% of female participants have said that there is an effect of music on blood pressure. p value is found to be 0.94 ($p > 0.05$) hence statistically non significant (Fig. 6). 63.00% of female participants have told that their history of blood pressure is better. p value is found to be 0.514 ($p > 0.05$) hence statistically non-significant (Fig. 7).

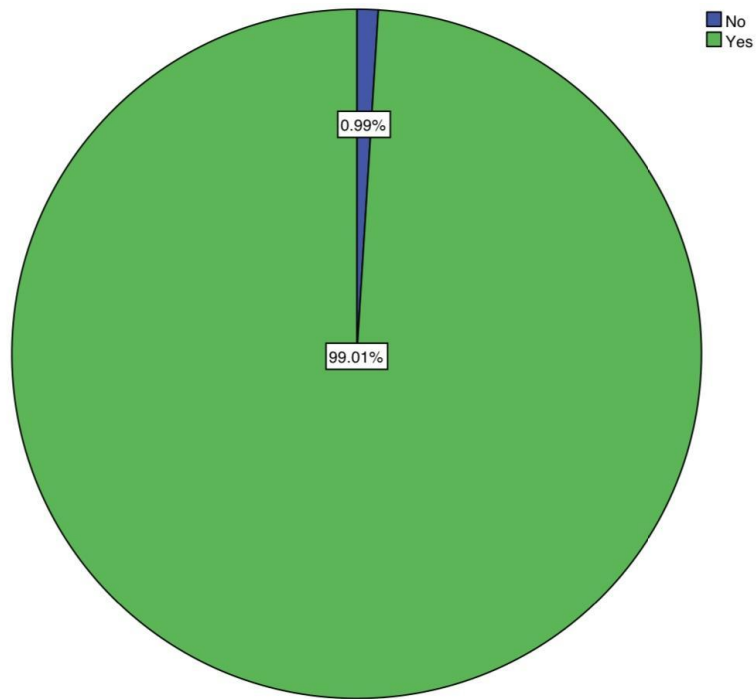


Fig. 1. Pie chart represents the percentage distribution of the effect of music on blood pressure. 99.01% (green) of participants have said music has an effect on blood pressure. 0.99% (blue) of participants have said that music doesn't have an effect on blood pressure

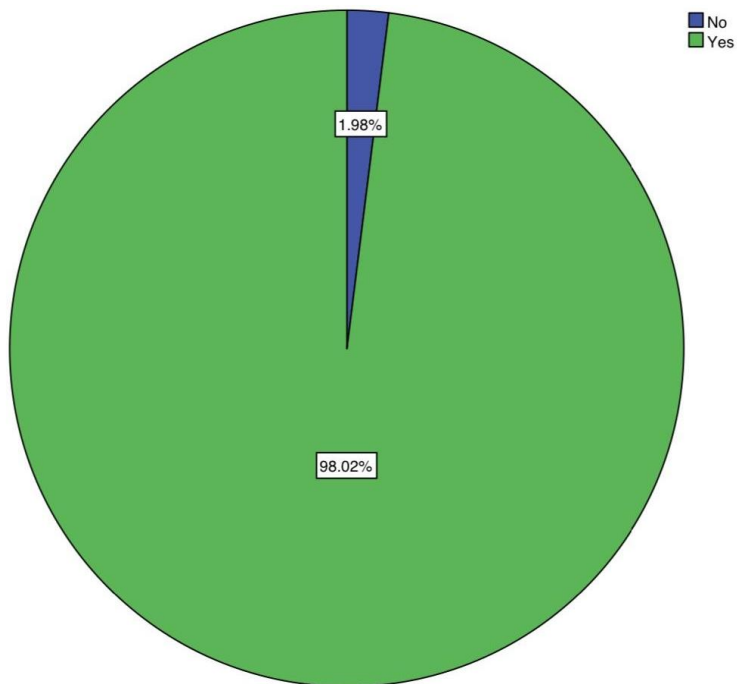


Fig. 2. Pie chart represents the percentage distribution of the role of rock music in increasing blood pressure. 98.02% (green) of participants have said that rock music increases blood pressure. 1.98% (blue) of participants think that rock music doesn't increase blood pressure

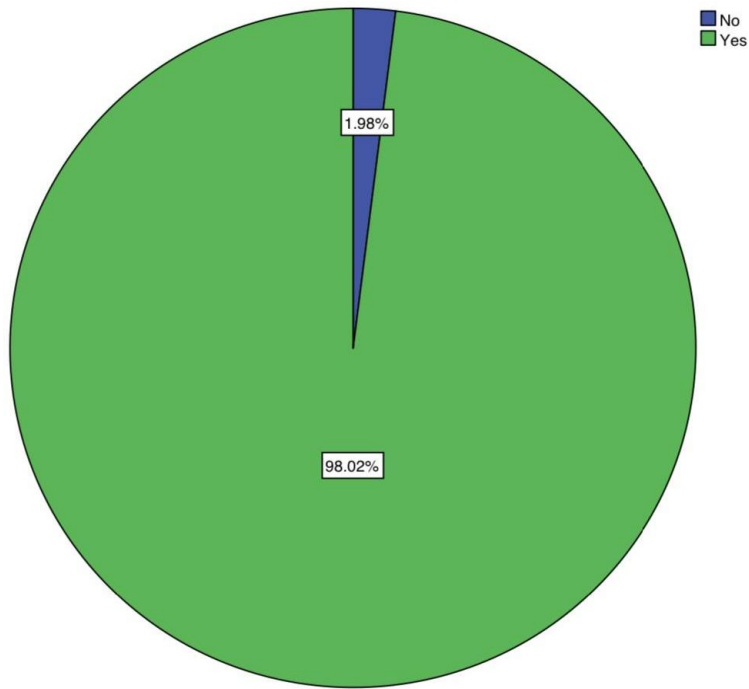


Fig. 3. Pie chart represents the percentage distribution of the role of classical music in blood pressure. 98.02% (green) of participants have said that classical music has a role in blood pressure. 1.98% (blue) of participants have said that classical music does not have a role in blood pressure

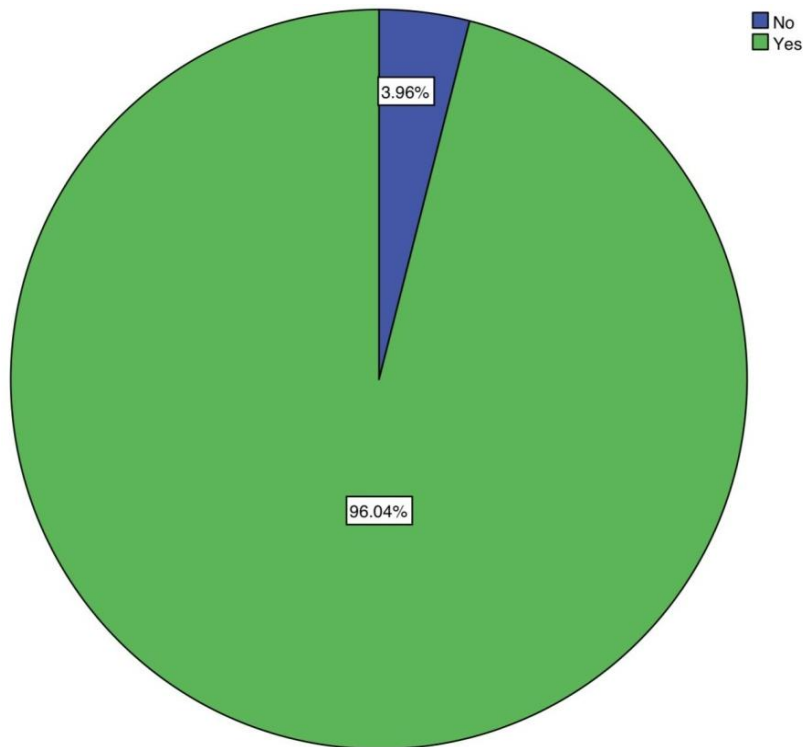


Fig. 4. Pie charts represent the percentage distribution of the effect of hearing loud music. 96.04% (green) of participants have said that there is an effect of hearing loud music. 3.96% (blue) of participants have said that there is no effect of hearing loud music

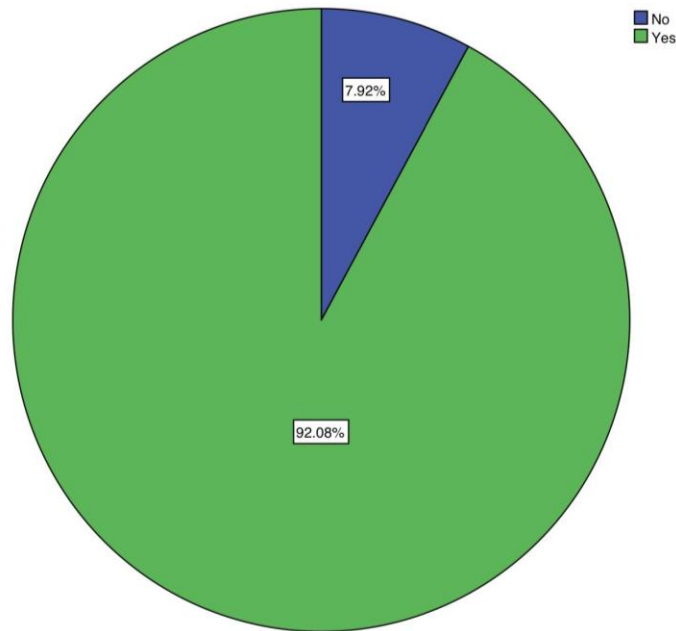


Fig. 5. Pie charts represent the percentage distribution of the effect of music on the brain. 92.08% (green) of participants have said that music has an effect on the brain. 7.92% (blue) of participants think that music doesn't have an effect on the brain

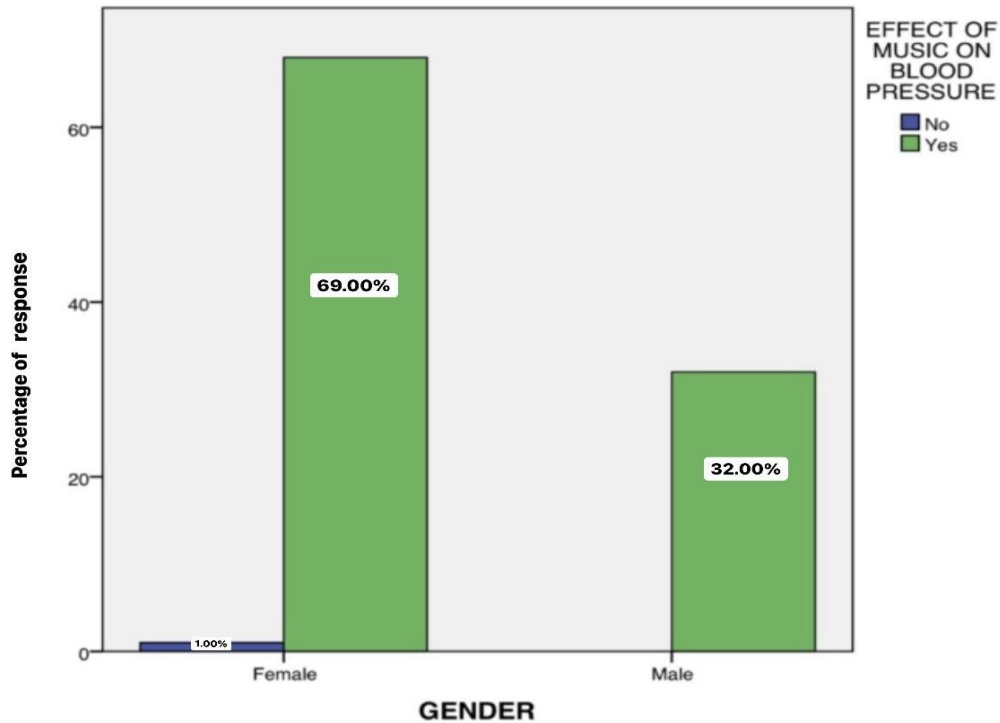


Fig. 6. Bar graph showing association between gender and the effect of music on blood pressure. The X-axis represents the gender and the Y-axis represents the number of participants. 69% of females have reported yes and 32% of males have reported no. Blue denotes no and green denoted yes. Chi-square test was done and association was found to be statistically not significant. Pearson's chi square value: 0.468, p value : 0.494 ($p > 0.05$) hence statistically non-significant providing females have better awareness than males

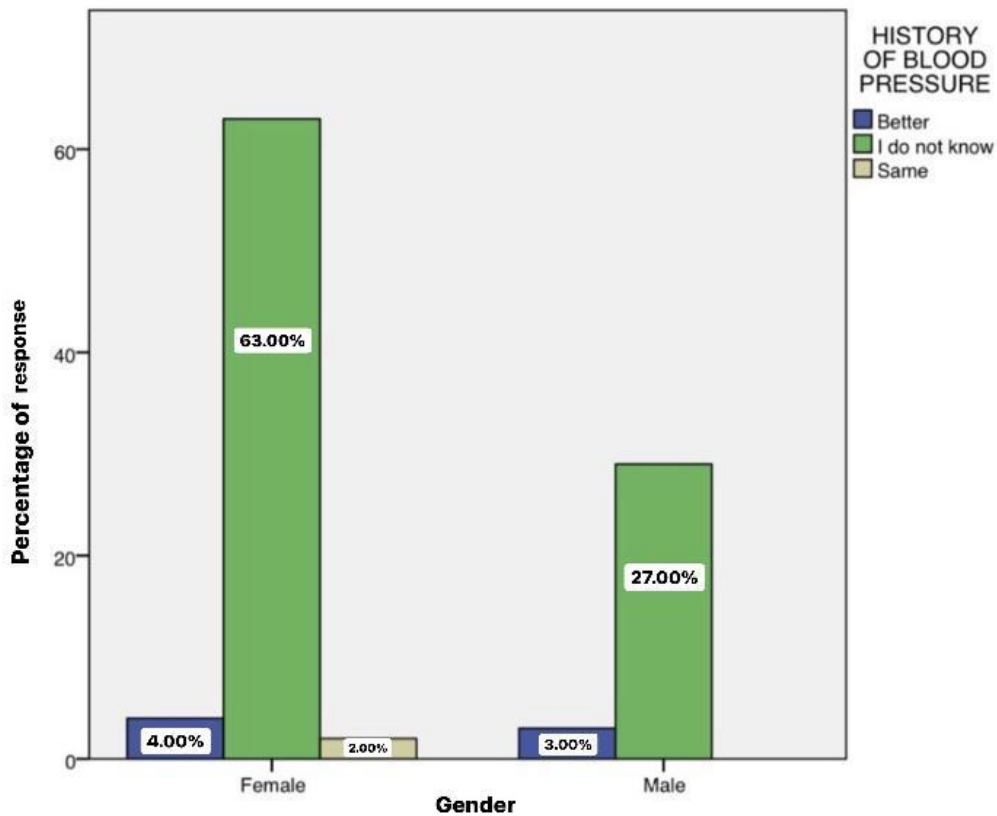


Fig. 7. Bar graph showing association between gender and history of blood pressure. The X-axis represents the gender and the Y-axis represents the number of participants. 63% of females have told better and 27% of males don't know the histology of blood pressure. Chi square test was done and association was found to be statistically not significant. Pearson's chi square value: 1.332, p value : 0.514 ($p > 0.05$) hence statistically non-significant providing females have better awareness than males

This study examined the knowledge of people about music and its effect on blood pressure. The findings from the survey were different from other surveys. In the present survey 51.5% of participants like classical music whereas in another study 61.07% of participants like classical music. In our study 99.01% of participants think that music has an effect on blood pressure whereas in other studies [9]. [22] 52.31% of participants think that music has an effect on blood pressure [23]. 92.08% of participants think that music has effect on brain and 7.92% of participants think that music does not have an effect on brain, whereas in another similar study 40.11% of participants think that music has effect on brain. 96.04% of participants have responded that there is an effect on hearing loud music and 3.96% of participants have responded that there is no effect on hearing loud music whereas in another similar study done 99.01% of participants have responded that there is effect on hearing loud music [24]. In our study

96.04% of participants responded that music helps in reducing stress and 3.96% of people say that music does not reduce stress. Whereas in another similar study 98.01% of participants think that music helps in reducing stress [13,25]. In our study 99.01% of participants have responded that rock music increases blood pressure, 1.98% of participants think rock music does not increase blood pressure. In the present study 89.11% of people have a relative history of blood pressure and 10.89% of participants do not have a history of blood pressure. When we compare it to gender, females have more history of blood pressure than males. Whereas in another similar study 74.05% of participants have a relative history of blood pressure [9,26]. In our study 96.04% of participants think that music reduces stress and anxiety and 3.96% of participants think that music does not reduce stress and anxiety. 88.12% of participants think that there is an impact of music on blood anxiety and 11.88% of participants think that there is no impact of

music during anxiety. Females are more aware of the impact of music on anxiety than males. Whereas in another similar study [20-27]. 76.02% of participants think that there is an impact of music on anxiety [28-35]. The limitations of this study is small sample size. The future scope of the study is to find out the effect of music on blood pressure among all age groups with proper data.

4. CONCLUSION

Listening to different types of music can reduce stress and anxiety. Listening to fast beat music is ineffective and often dangerous. Thus, listening to slow beat music can make us happy. Thus, music also has a beneficial impact on our health. Therefore we can conclude that different types of music have an effect on blood pressure.

CONSENT

As per international standard or university standard, respondents' written consent has been collected and preserved by the author(s).

ETHICAL APPROVAL

It is not applicable.

ACKNOWLEDGEMENT

We thank all the participants and Saveetha Dental College for their support to conduct this study.

COMPETING INTERESTS

Authors have declared that no competing interests exist.

REFERENCES

1. Sakamoto H, Hayashi F, Sugiura S, Tsujikawa M. Psycho-Circulatory Responses Caused By Listening To Music, And Exposure To Fluctuating Noise Or Steady Noise [Internet]. *Journal of Sound and Vibration*. 2002;250:23–9. Available: <http://dx.doi.org/10.1006/jsvi.2001.3885>
2. Wadhwa R, Paudel KR, Chin LH, Hon CM, Madheswaran T, Gupta G, et al. Anti-inflammatory and anticancer activities of Naringenin-loaded liquid crystalline nanoparticles in vitro [Internet]. *Journal of Food Biochemistry*. 2021;45. Available: <http://dx.doi.org/10.1111/jfbc.13572>
3. SS, KD. The effects of music on pulse rate and blood pressure in healthy young adults [Internet]. *International Journal of Research in Medical Sciences*. 2017;5:5268. Available: <http://dx.doi.org/10.18203/2320-6012.ijrms20175438>
4. Egbuna C, Mishra AP, Goyal MR. Preparation of Phytopharmaceuticals for the Management of Disorders: The Development of Nutraceuticals and Traditional Medicine. Academic Press; 2020:570.
5. Loomba RS, Arora R, Shah PH, Chandrasekar S, Molnar J. Effects of music on systolic blood pressure, diastolic blood pressure, and heart rate: a meta-analysis [Internet]. *Indian Heart Journal*. 2012;64:309–13. Available: [http://dx.doi.org/10.1016/s0019-4832\(12\)60094-7](http://dx.doi.org/10.1016/s0019-4832(12)60094-7)
6. Clarizia G, Bernardo P. Diverse Applications of Organic-Inorganic Nanocomposites: Emerging Research and Opportunities: Emerging Research and Opportunities. IGI Global. 2019:237.
7. Watanabe K, Ooishi Y, Kashino M. Heart rate responses induced by acoustic tempo and its interaction with basal heart rate. *Sci Rep*. 2017;7:43856.
8. The Effects of Interferon-a on Cytokines and Immune Responses [Internet]. *Interferon Therapy of Multiple Sclerosis*. 1997:179–210. Available: <http://dx.doi.org/10.1201/9781482273557-13>
9. Sirtunga S, Wijewardena K, Ekanayaka R, Mudunkotuwa P. Effect of music on blood pressure, pulse rate and respiratory rate of asymptomatic individuals: A randomized controlled trial [Internet]. *Health*. 2013;05:59–64. Available: <http://dx.doi.org/10.4236/health.2013.54a008>
10. Tahmasebi S, Qasim MT, Krivenkova MV, Zekiy AO, Thangavelu L, Aravindhan S, et al. The effects of oxygen-ozone therapy on regulatory T-cell responses in multiple sclerosis patients. *Cell Biol Int*. 2021;45(7):1498–509.
11. Kühlmann AYR, Etnel JRG, Roos-Hesselink JW, Jeekel J, Bogers AJJC, Takkenberg JJM. Systematic review and meta-analysis of music interventions in hypertension treatment: a quest for

- answers. BMC Cardiovasc Disord. 2016;16:69.
12. Peer Review #2 of "Impact of COVID-19 outbreak on the mental health status of undergraduate medical students in a COVID-19 treating medical college: a prospective longitudinal study (v0.2)" [Internet]; 2020. Available: <http://dx.doi.org/10.7287/peerj.10164v0.2/reviews/2>
 13. Research CM, Case Medical Research. Effect of Relaxing Music on Blood Pressure and Resting Heart Rate [Internet]. Case Medical Research; 2019. Available: <http://dx.doi.org/10.31525/ct1-nct04147507>
 14. Barabadi H, Mojab F, Vahidi H, Marashi B, Talank N, Hosseini O, et al. Green synthesis, characterization, antibacterial and biofilm inhibitory activity of silver nanoparticles compared to commercial silver nanoparticles [Internet]. Inorganic Chemistry Communications. 2021;129:108647. Available: <http://dx.doi.org/10.1016/j.inoche.2021.108647>
 15. Harvey A. How the Brain Processes Music [Internet]. Music, evolution, and the harmony of souls. 2017:10–45. Available: <http://dx.doi.org/10.1093/acprof:oso/9780198786856.003.0002>
 16. Bharath B, Perinbam K, Devanesan S, AISalhi MS, Saravanan M. Evaluation of the anticancer potential of Hexadecanoic acid from brown algae *Turbinaria ornata* on HT-29 colon cancer cells [Internet]. Journal of Molecular Structure. 2021;1235:130229. Available: <http://dx.doi.org/10.1016/j.molstruc.2021.130229>
 17. Wong RJ, Gish RG. Clinical Epidemiology of Chronic Liver Diseases. Springer. 2018:349.
 18. Edworthy J, Waring H. The effects of music tempo and loudness level on treadmill exercise [Internet]. Ergonomics. 2006;49:1597–610. Available: <http://dx.doi.org/10.1080/00140130600899104>
 19. Santhakumar P, Roy A, Mohanraj KG, Jayaraman S, Durairaj R. Ethanolic Extract of *Capparis decidua* Fruit Ameliorates Methotrexate-Induced Hepatotoxicity by Activating Nrf2/HO-1 and PPAR γ Mediated Pathways [Internet]. Indian Journal of Pharmaceutical Education and Research. 2021;55:s265–74. Available: <http://dx.doi.org/10.5530/ijper.55.1s.59>
 20. Qizi MSS. The effects of music on the human body music therapy [Internet]. Asian Journal of Multidimensional Research (AJMR). 2020;9: 116. Available: <http://dx.doi.org/10.5958/2278-4853.2020.00069.5>
 21. Watson RR, Preedy VR, Zibadi S. Wheat and Rice in Disease Prevention and Health: Benefits, risks and mechanisms of whole grains in health promotion. Academic Press. 2014: 576.
 22. Zorzi AR, de Miranda JB. Cartilage Repair and Regeneration. BoD – Books on Demand. 2018:228 .
 23. Trappe H-J. The effects of music on the cardiovascular system and cardiovascular health [Internet]. Heart. 2010;96:1868–71. Available: <http://dx.doi.org/10.1136/hrt.2010.209858>
 24. Effects of music tempo on performance, psychological, and physiological variables during 20 km cycling in well-trained cyclists. Percept Mot Skills. 2013;117(2):484–97.
 25. Mudigonda SK, Murugan S, Velavan K, Thulasiraman S, Krishna Kumar Raja V. Non-suturing microvascular anastomosis in maxillofacial reconstruction- a comparative study [Internet]. Journal of Cranio-Maxillofacial Surgery. 2020;48:599–606. Available: <http://dx.doi.org/10.1016/j.jcms.2020.04.005>
 26. Nambi G, Kamal W, Es S, Joshi S, Trivedi P. Spinal manipulation plus laser therapy versus laser therapy alone in the treatment of chronic non-specific low back pain: a randomized controlled study. Eur J Phys Rehabil Med. 2018 ;54(6):880–9.
 27. Solai Prakash AK, Devaraj E. Cytotoxic potentials of *S. cumini* methanolic seed kernel extract in human hepatoma HepG2 cells. Environ Toxicol. 2019;34(12): 1313–9.
 28. Ezhilarasan D. 'Critical role of estrogen in the progression of chronic liver diseases', Hepatobiliary & pancreatic diseases international: HBPD INT. 2020;19(5): 429–434.
 29. Gowhari Shabgah, A. et al. 'Shedding more light on the role of Midkine in hepatocellular carcinoma: New perspectives on diagnosis and therapy', IUBMB life. 2021;73(4):659–669.
 30. J, PC. et al. 'Prevalence and measurement of anterior loop of the mandibular canal

- using CBCT: A cross sectional study', Clinical Implant Dentistry and Related Research. pp. 2018:531–534.
DOI: 10.1111/cid.12609
31. Kamath SM. et al. 'In vitro augmentation of chondrogenesis by Epigallocatechin gallate in primary Human chondrocytes - Sustained release model for cartilage regeneration', Journal of Drug Delivery Science and Technology. 2020:101992.
DOI: 10.1016/j.jddst.2020.101992.
32. Prakash AKS, Devaraj E. 'Cytotoxic potentials of *S. cumini* methanolic seed kernel extract in human hepatoma HepG2 cells', Environmental Toxicology. 2019: 1313–1319.
DOI: 10.1002/tox.22832.
33. Rajakumari R. et al. 'Grape seed extract-soluplus dispersion and its antioxidant activity', Drug development and industrial pharmacy. 2020;46(8):1219–1229.
34. R, H. et al. 'CYP2 C9 polymorphism among patients with oral squamous cell carcinoma and its role in altering the metabolism of benzo[a]pyrene', Oral Surgery, Oral Medicine, Oral Pathology and Oral Radiology. 2020:306–312.
DOI: 10.1016/j.oooo.2020.06.021
35. Vivekanandhan K. et al. 'Emerging Therapeutic Approaches to Combat COVID-19: Present Status and Future Perspectives', Frontiers in Molecular Biosciences; 2021.
DOI: 10.3389/fmolb.2021.604447.

© 2022 Sekhar et al.; This is an Open Access article distributed under the terms of the Creative Commons Attribution License (<http://creativecommons.org/licenses/by/4.0>), which permits unrestricted use, distribution, and reproduction in any medium, provided the original work is properly cited.

Peer-review history:

The peer review history for this paper can be accessed here:
<https://www.sdiarticle5.com/review-history/78820>